

# International Visitor Arrivals Snapshot July 2022

The total number of international visitor arrivals to Fiji in July 2022 was **78,638**. This is a significant growth of 26.6% from June 2022 arrivals, which stood at 62,130.

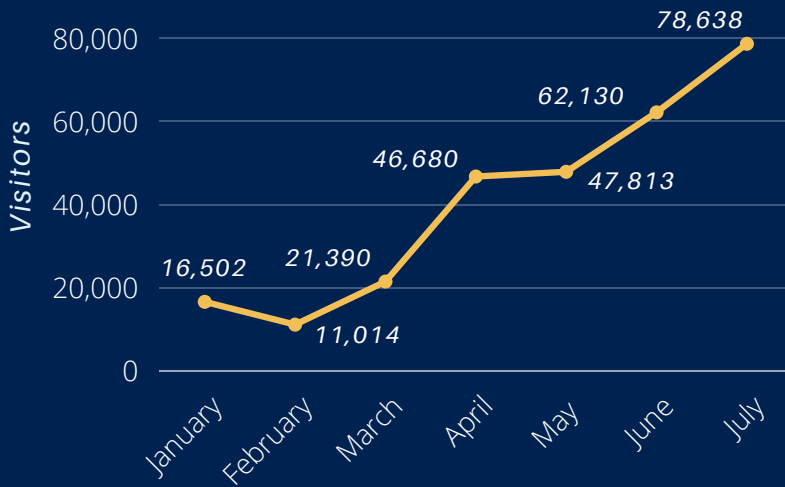


**77,691** visitors came by air.

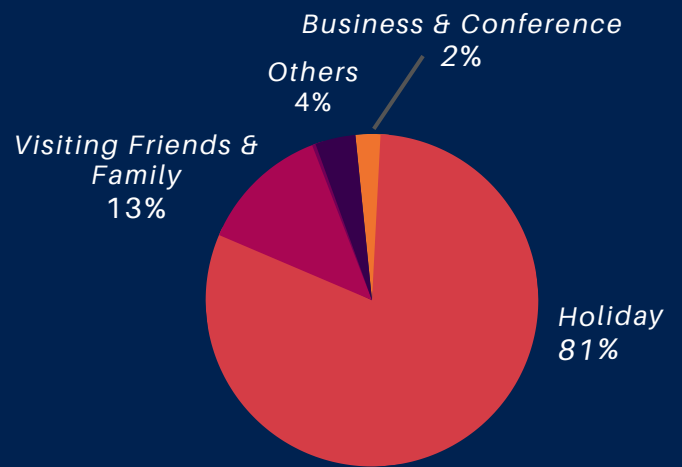


**947** visitors came by sea

## Year to date arrivals



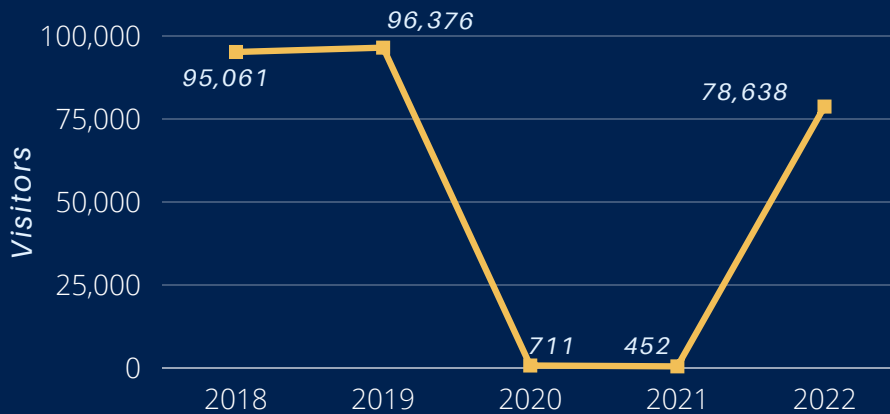
## Arrivals by purpose of visit




Total visitor arrivals for the year as of 31 July 2022 stood at 284,167, a 56.4% recovery of the same period in 2019.

Holiday visitors accounted for 81% of all visitors, or 63,375. This is a 26.7% increase from the previous month.

## July arrivals for 2018- 2022



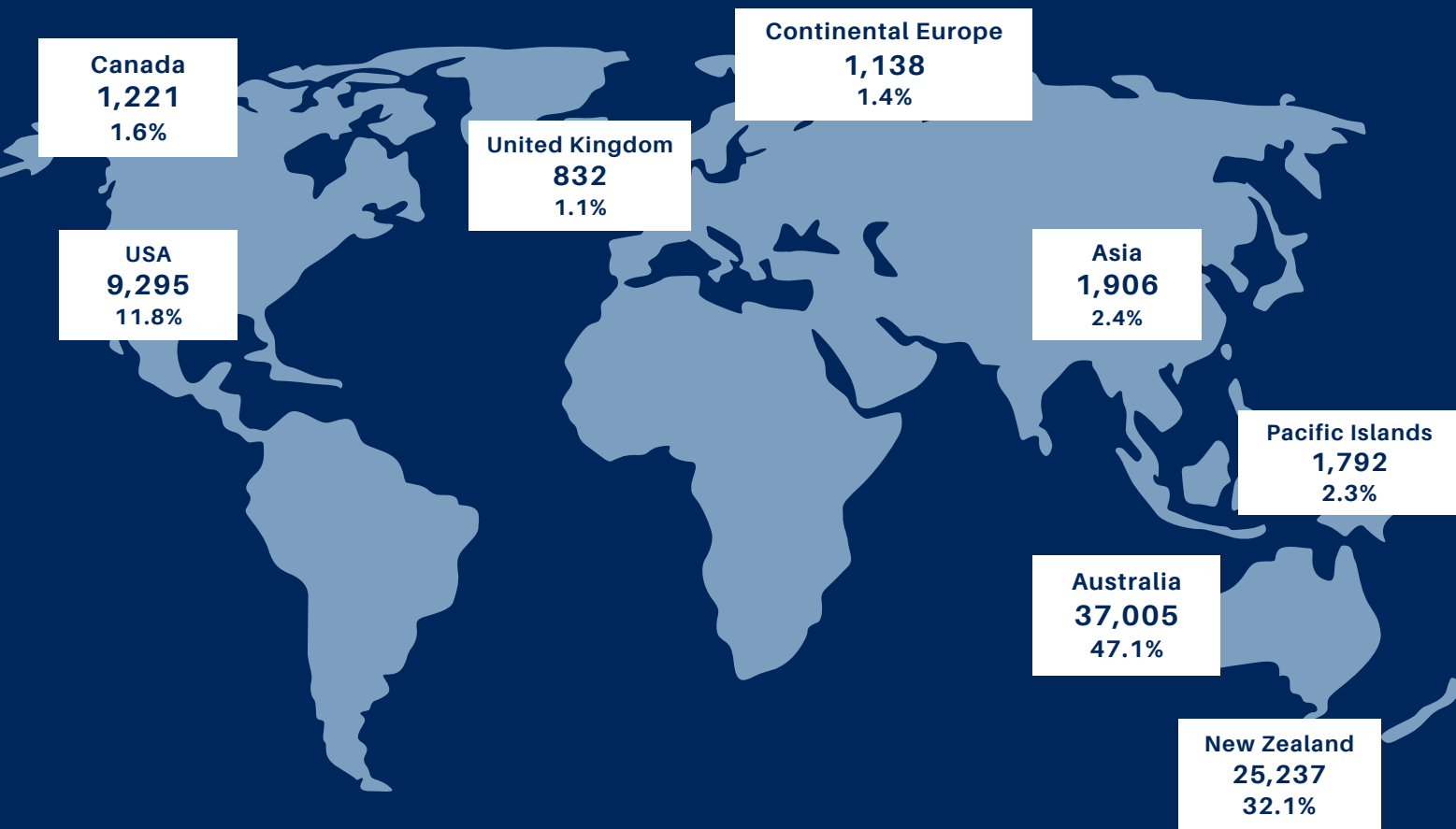
In July, Fiji recovered 81.6% of its July 2019 visitor arrivals. Visitor numbers have increased by 17,297% from June 2021, and by 10,960% from June 2020.



**JULY 2022 VISITOR ARRIVALS**

**78,368**

# Arrivals by Source Market



Australia, New Zealand, and the United States remains Fiji's largest source markets, accounting for 91% of total arrivals in July 2022.

Majority of the markets had an increase in visitors from the previous month, with New Zealand, the United States, Canada, and the Pacific Islands showing the greatest growth.

**Australian arrivals in July were the highest ever recorded in a month, surpassing July 2019 arrivals by 0.6%.**

